

SARS-CoV Nucleoprotein / NP Antibody, Rabbit MAb



Catalog Number: 40143-R001

EliteRmab® is a registered trademark of Sino Biological Inc.

GENERAL INFORMATION	
Immunogen:	Recombinant SARS-CoV Nucleoprotein / NP Protein (Catalog#40143-V08B)
Preparation	This product is a recombinant monoclonal antibody expressed from HEK293 cells.
Ig Type:	Rabbit IgG
Clone ID:	001
Specificity:	SARS-CoV Nucleocapsid Protein Has cross-reactivity in ELISA and WB with SARS-CoV-2 (2019-nCoV) Nucleocapsid Protein (Cat# 40588-V08B) No cross-reactivity in ELISA with MERS-CoV Nucleoprotein protein (40068-V08B) HCoV-229E Nucleoprotein protein (40640-V07E) HCoV-NL63 Nucleoprotein protein (40641-V07E) HCoV-HKU1(isolate N5) Nucleoprotein protein (40642-V07E) HCoV-OC43 Nucleoprotein (40643-V07E)
Formulation:	0.2 µm filtered solution in PBS
Storage:	This antibody can be stored at 2°C-8°C for one month without detectable loss of activity. Antibody products are stable for twelve months from date of receipt when stored at -20°C to -80°C. Preservative-Free. Avoid repeated freeze-thaw cycles.
Alternative Names:	NP
APPLICATIONS	
Applications:	WB,ELISA,IHC-P,ICC/IF (Antibody's applications have not been validated with corresponding viruses. Optimal concentrations/dilutions should be determined by the end user.)
RECOMMENDED CONCENTRATION	
Western Blot	WB: 1:5000-1:20000
ELISA	ELISA: 1:5000-1:10000
IHC-P	IHC-P: 1:5000-1:20000
ICC/IF	IF: 1:20-1:100

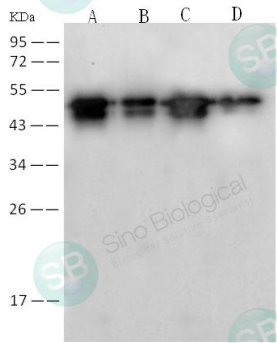
Please Note: Optimal concentrations/dilutions should be determined by the end user.

SARS-CoV Nucleoprotein / NP Antibody, Rabbit MAb



Catalog Number: 40143-R001

EliteRmab® is a registered trademark of Sino Biological Inc.



Anti-SARS-NP rabbit monoclonal antibody at 1:2000 dilution.

Lane A: SARS-CoV NP Protein (Cat#40143-V08B) (30ng)

Lane B: SARS-CoV NP Protein (Cat#40143-V08B) (5ng)

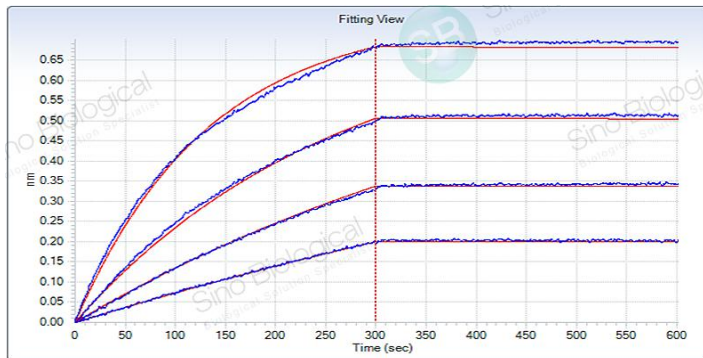
Lane C: SARS-CoV-2 (2019-nCoV) NP Protein (Cat#40588-V08B) (30ng)

Lane D: SARS-CoV-2 (2019-nCoV) NP Protein (Cat#40588-V08B) (5ng)

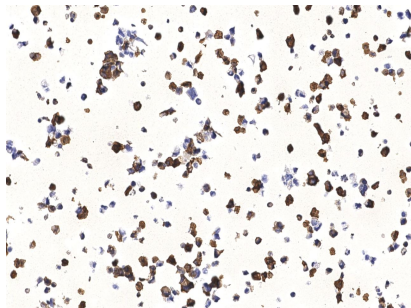
Secondary

Goat Anti-Rabbit IgG (H+L)/HRP at 1/10000 dilution.

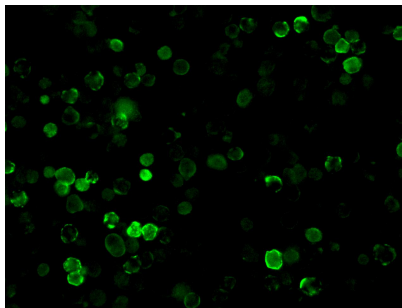
Developed using the ECL technique.
Performed under reducing conditions.



Loaded SARS-CoV-2 (2019-nCoV) Nucleocapsid-His recombinant Protein, Biotinylated (Cat.No.1 40588-V08B-B) on SA Biosensor, can bind SARS-CoV/SARS-CoV-2 Nucleocapsid Antibody, Rabbit MAb (Cat.No. 40143-R001) with an affinity constant of 0.02 nM as determined by Octet RED System.



Immunochemical analysis of SARS-COV-2 Nucleocapsid overexpressed HEK293 Cells were stained with purified anti-SARS Nucleocapsid Rabbit Mab, then a HRP-conjugated second step antibody.



Immunofluorescence analysis of SARS-COV-2 Nucleocapsid overexpressed HEK293 Cells were stained with purified anti-SARS Nucleocapsid Rabbit Mab, then a Alexa Fluor®488-conjugated second step antibody.