

SARS-CoV / SARS-CoV-2 Nucleocapsid Antibody, Rabbit MAb



Catalog Number: 40143-R019

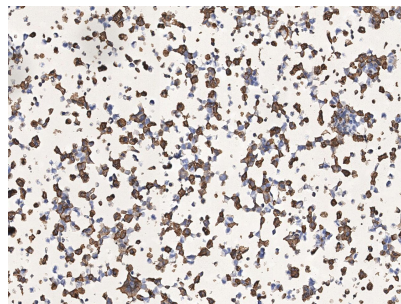
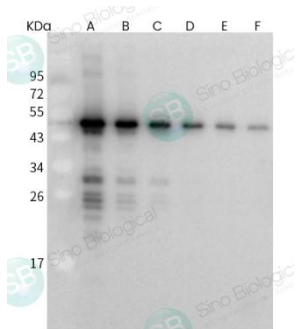
GENERAL INFORMATION	
Immunogen	Recombinant SARS-CoV Nucleoprotein / NP Protein (Catalog#40143-V08B)
Preparation	This product is a recombinant monoclonal antibody expressed from HEK293 cells.
Ig Type:	Rabbit IgG
Clone ID:	019
Specificity:	SARS-CoV-2 (2019-nCoV) Nucleocapsid Protein SARS-CoV Nucleocapsid Protein No cross-reactivity in ELISA with MERS-CoV Nucleoprotein protein (40068-V08B) HCoV-229E Nucleoprotein protein (40640-V07E) HCoV-NL63 Nucleoprotein protein (40641-V07E) HCoV-HKU1(isolate N5) Nucleoprotein protein (40642-V07E) HCoV-OC43 Nucleoprotein (40643-V07E)
Formulation:	0.2 µm filtered solution in PBS
Storage:	This antibody can be stored at 2°C-8°C for one month without detectable loss of activity. Antibody products are stable for twelve months from date of receipt when stored at -20°C to -80°C. Preservative-Free.
APPLICATIONS	
Applications:	WB,ELISA,IHC-P
	(Antibody's applications have not been validated with corresponding viruses. Optimal concentrations/dilutions should be determined by the end user.)
RECOMMENDED CONCENTRATION	
Western Blot	WB: 1:1000-1:10000
ELISA	ELISA: 1:5000-1:10000
IHC-P	IHC-P: 1:5000-1:20000

Please Note: Optimal concentrations/dilutions should be determined by the end user.

SARS-CoV-2 (2019-nCoV) Nucleoprotein / NP Antibody, Rabbit MAb



Catalog Number: 40143-R019



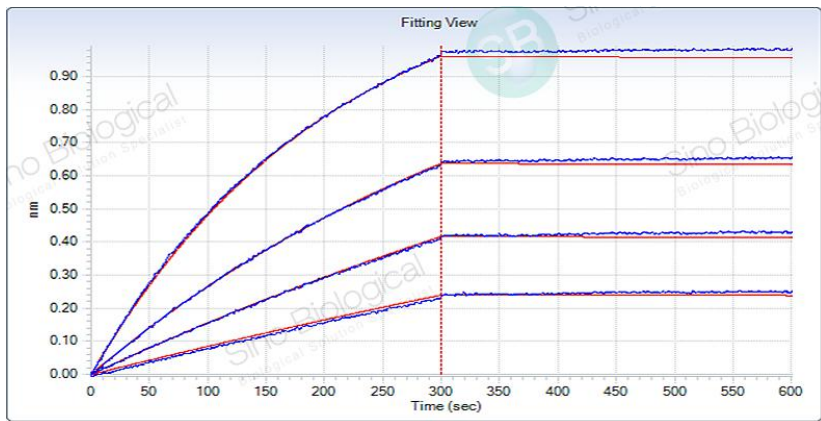
Anti-2019-nCoV
NP rabbit monoclonal antibody at 1:1000 dilution.

Sample: 2019-nCoV NP Protein (Cat# 40588-V08B)
Lane A: 30ng
Lane B: 10ng
Lane C: 5ng
Lane D: 2ng
Lane E: 1ng
Lane F: 0.5ng

Immunochemical analysis of Nucleocapsid overexpressed Hek293 Cells were stained with purified anti-SARS-CoV-2 Nucleocapsid Rabbit MAb, then a HRP-conjugated second step antibody.

Secondary
Goat Anti-Rabbit IgG (H+L)/HRP at 1/10000 dilution.

Developed using the ECL technique.
Performed under reducing conditions.



Loaded SARS-CoV-2 (2019-nCoV) Nucleocapsid-His recombinant Protein, Biotinylated (Cat.No.1 40588-V08B-B) on SA Biosensor, can bind SARS-CoV-2 (2019-nCoV) Nucleocapsid Antibody, Rabbit MAb (Cat.No. 40143-R019) with an affinity constant of 0.05 nM as determined by Octet RED System.