

SARS-CoV-2 (2019-nCoV) Nucleocapsid Antibody, Rabbit MAb



Sino Biological
Biological Solution Specialist

Catalog Number: 40588-RA84

GENERAL INFORMATION

Immunogen:	Recombinant SARS-CoV-2 (2019-nCoV) Nucleocapsid Protein (Catalog#40588-V08B)
Preparation	This product is a recombinant monoclonal antibody expressed from HEK293 cells.
Ig Type:	Rabbit IgG
Clone ID:	A84
Specificity	SARS-CoV-2 (2019-nCoV) Nucleocapsid Protein
	Has cross-reactivity in ELISA with SARS-CoV-2 Nucleocapsid Protein (Cat# 40588-V08B) SARS-CoV Nucleocapsid Protein (Cat# 40143-V08B)
	No cross-reactivity in ELISA with MERS-CoV Nucleocapsid protein (Cat# 40068-V08B) HCoV-229E Nucleocapsid Protein (Cat# 40640-V07E) HCoV-HKU1 Nucleocapsid Protein (Cat# 40642-V07E) HCoV-NL63 Nucleocapsid Protein (Cat# 40641-V07E) HCoV-OC43 Nucleocapsid Protein (Cat# 40643-V07E) H1N1 (A/California/07/2009) NP Protein (Cat# 40205-V08B) H2N2 (A/Ann Arbor/6/1960) NP Protein (Cat# 40033-V08B) H3N2 (A/Switzerland/9715293/2013) NP Protein (Cat# 40499-V08B) H7N9 (A/Shanghai/2/2013) NP Protein (Cat# 40111-V08B) Influenza B (B/Florida/4/2006) NP Protein (Cat# 40438-V08B)
Formulation:	0.2 µm filtered solution in PBS
Storage:	This antibody can be stored at 2°C-8°C for one month without detectable loss of activity. Antibody products are stable for twelve months from date of receipt when stored at -20°C to -80°C. Preservative-Free.

APPLICATIONS

Applications:	WB,ELISA,IHC-P,IP,ELISA(Det)
	(Antibody's applications have not been validated with corresponding viruses. Optimal concentrations/dilutions should be determined by the end user.)

RECOMMENDED CONCENTRATION

Western Blot	WB: 1:5000-1:20000
ELISA	ELISA: 1:5000-1:10000
IHC-P	IHC-P: 1:200-1:1000
IP	IP:1-5µL/mg of lysate
ELISA(Det)	ELISA(Det): 1:1000-1:10000 In a sandwich ELISA, Cat# 40588-RA84 can be used as detection antibody when paired with Cat# 40143-R004. In a sandwich ELISA, Cat# 40588-RA84 can be used as detection antibody when paired with Cat# 40588-MM162.

Please Note: Optimal concentrations/dilutions should be determined by the end user.

Manufactured By Sino Biological Inc.

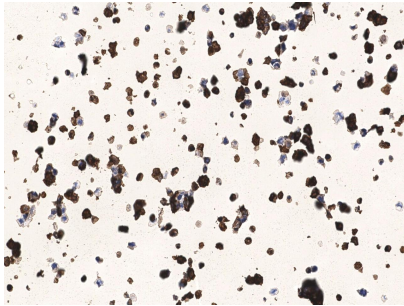
Tel: 215-583-7898 (US); +86-400-890-9989(Global) ● <http://www.sinobiological.com>

SARS-CoV-2 (2019-nCoV) Nucleocapsid Antibody, Rabbit MAb

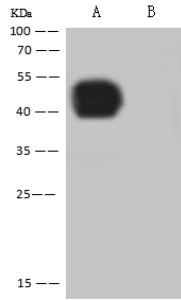


Sino Biological
Biological Solution Specialist

Catalog Number: 40588-RA84



Immunofluorescence analysis of SARS-CoV-2 Nucleocapsid overexpressed HEK293 Cells were stained with purified anti-SARS-CoV-2 Nucleocapsid Rabbit MAb, then a HRP-conjugated second step antibody.



Anti-SARS-CoV-2 (2019-nCoV) Nucleocapsid rabbit monoclonal antibody at 1:5000 dilution.

Lane A: SARS-CoV-2 Nucleocapsid overexpressed HEK293 Whole Cell Lysate
Lane B: HEK293 Whole Cell Lysate

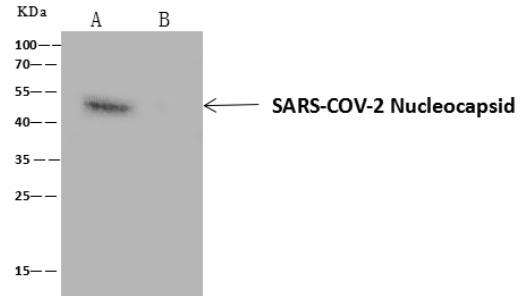
Lysates/proteins at 30 µg per lane.

Lysates/proteins at 30 µg per lane.

Secondary

Goat Anti-Rabbit IgG (H+L)/HRP at 1/10000 dilution

Developed using the ECL technique.
Performed under reducing conditions.



Anti-SARS-CoV-2 (2019-nCoV) Nucleocapsid rabbit monoclonal antibody at 1:5000 dilution.

Lane A: SARS-CoV-2 Nucleocapsid overexpressed HEK293 Whole Cell Lysate
Lane B: HEK293 Whole Cell Lysate

Lysates/proteins at 30 µg per lane.

Secondary

Goat Anti-Rabbit IgG (H+L)/HRP at 1/10000 dilution

Developed using the ECL technique.
Performed under reducing conditions.

Manufactured By Sino Biological Inc.

Tel: 215-583-7898 (US); +86-400-890-9989(Global) ● <http://www.sinobiological.com>