

SARS-CoV-2 (2019-nCoV) Nucleocapsid Antibody, Rabbit MAb



Sino Biological
Biological Solution Specialist

Catalog Number: 40588-RB89

GENERAL INFORMATION

Immunogen:	Recombinant SARS-CoV-2 (2019-nCoV) Nucleocapsid Protein (Catalog#40588-V08B)
Preparation	This product is a recombinant monoclonal antibody expressed from HEK293 cells.
Ig Type:	Rabbit IgG
Clone ID:	B89
Specificity	SARS-CoV-2 (2019-nCoV) Nucleocapsid Protein
Formulation:	0.2 µm filtered solution in PBS
Storage:	This antibody can be stored at 2°C-8°C for one month without detectable loss of activity. Antibody products are stable for twelve months from date of receipt when stored at -20°C to -80°C. Preservative-Free.

APPLICATIONS

Applications:	WB,ELISA,IHC-P,IP,ELISA(Det)
	(Antibody's applications have not been validated with corresponding viruses. Optimal concentrations/dilutions should be determined by the end user.)

RECOMMENDED CONCENTRATION

Western Blot	WB: 1:5000-1:20000
ELISA	ELISA: 1:5000-1:10000
IHC-P	IHC-P: 1:200-1:1000
IP	IP:1-5µL/mg of lysate
ELISA(Det)	ELISA(Det): 1:1000-1:10000 In a sandwich ELISA, Cat# 40588-RB89 can be used as detection antibody when paired with Cat# 40143-R004.

Please Note: Optimal concentrations/dilutions should be determined by the end user.

Manufactured By Sino Biological Inc.

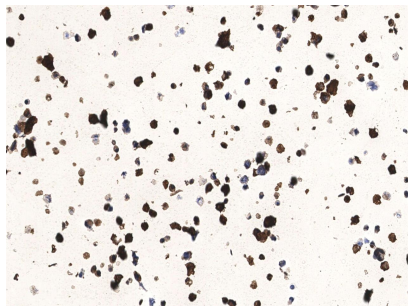
Tel: 215-583-7898 (US); +86-400-890-9989(Global) ● <http://www.sinobiological.com>

SARS-CoV-2 (2019-nCoV) Nucleocapsid Antibody, Rabbit MAb

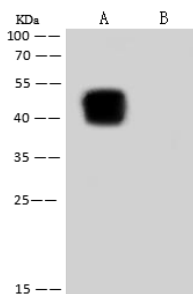


Sino Biological
Biological Solution Specialist

Catalog Number: 40588-RB89



Immunocytochemical analysis of SARS-CoV-2 Nucleocapsid overexpressed HEK293 Cells were stained with purified anti-SARS-CoV-2 Nucleocapsid Rabbit Mab, then a HRP-conjugated second step antibody.



Anti-SARS-CoV-2 (2019-nCoV) Nucleocapsid rabbit monoclonal antibody at 1:5000 dilution.

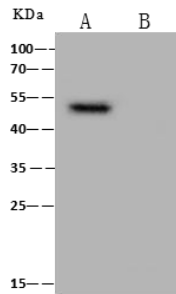
Lane A: SARS-CoV-2 Nucleocapsid overexpressed HEK293 Whole Cell Lysate
Lane B: HEK293 Whole Cell Lysate

Lysates/proteins at 30 µg per lane.

Secondary

Goat Anti-Rabbit IgG (H+L)/HRP at 1/10000 dilution

Developed using the ECL technique.
Performed under reducing conditions.



SARS-CoV-2 Nucleocapsid was immunoprecipitated using:

Lane A: 0.5 mg SARS-CoV-2 Nucleocapsid overexpressed HEK293 Whole Cell Lysate
Lane B: 0.5 mg HEK293 Whole Cell Lysate

4 µL anti-SARS-CoV-2 Nucleocapsid rabbit polyclonal antibody and 60 µg of Immunomagnetic beads Protein A/G.

Primary antibody:

Anti-SARS-CoV-2 Nucleocapsid rabbit polyclonal antibody, at 1:100 dilution

Secondary antibody:

Clean-Blot IP Detection Reagent (HRP) at 1:1000 dilution

Developed using the ECL technique.
Performed under reducing conditions.

Manufactured By Sino Biological Inc.

Tel: 215-583-7898 (US); +86-400-890-9989(Global) ● <http://www.sinobiological.com>