

SARS-CoV-2 Spike Neutralizing Antibody, Mouse MAb



Sino Biological
Biological Solution Specialist

Catalog Number: 40592-MM135

GENERAL INFORMATION	
Immunogen:	Recombinant SARS-CoV-2 Spike RBD-his Protein (Catalog#40592-V08H)
Preparation	This antibody was produced from a hybridoma resulting from the fusion of a mouse myeloma with B cells obtained from a mouse immunized with purified, Recombinant SARS-CoV-2 Spike RBD-his Protein (Catalog#40592-V08H; YP_009724390.1; Arg319-Phe541). The IgG fraction of the cell culture supernatant was purified by Protein A affinity chromatography.
Ig Type:	Mouse IgG1
Clone ID:	135
Specificity (ELISA)	SARS-CoV-2 (2019-nCoV) Spike RBD Protein Has cross-reactivity in ELISA with SARS-CoV-2 Spike S1 Protein (Cat# 40591-V08H) SARS-CoV-2 Spike RBD Protein (Cat# 40592-V08B) SARS-CoV-2 Spike RBD Protein (Cat# 40592-V08H) SARS-CoV-2 Spike S1+S2 ECD Protein (Cat# 40589-V08B1) No cross-reactivity in ELISA with SARS-CoV Spike S1+S2 ECD Protein (Cat# 40634-V08B) MERS-CoV Spike S1+S2 ECD Protein (Cat# 40069-V08B) HCoV-NL63 Spike S1+S2 ECD Protein (Cat# 40604-V08B) HCoV-229E Spike S1+S2 ECD Protein (Cat# 40605-V08B) HCoV-HKU1 (isolate N5) Spike S1+S2 ECD Protein (Cat# 40606-V08B) HCoV-OC43 Spike S1+S2 ECD Protein (Cat# 40607-V08B)
Concentration	> 1 mg/mL
Purity	> 90 % as determined by SDS-PAGE. > 90 % as determined by SEC-HPLC.
Endotoxin	< 3 EU/mg
Formulation:	0.2 µm filtered solution in PBS
Storage:	This antibody can be stored at 2°C-8°C for one month without detectable loss of activity. Antibody products are stable for twelve months from date of receipt when stored at -20°C to -80°C. Preservative-Free.
APPLICATIONS	
Applications:	ELISA,FCM,IHC-P,ICC/IF,Neutralization (Antibody's applications have not been validated with corresponding viruses. Optimal concentrations/dilutions should be determined by the end user.)
RECOMMENDED CONCENTRATION	
ELISA	ELISA: 0.5-1 µg/mL
FCM	FCM: 10-40 µg/ml
IHC-P	IHC-P: 10-50 µg/ml
ICC/IF	IHC-P: 10-50 µg/ml

Please Note: Optimal concentrations/dilutions should be determined by the end user.

Manufactured By Sino Biological Inc.

Tel: 215-583-7898 (US); +86-400-890-9989(Global) ● <http://www.sinobiological.com>

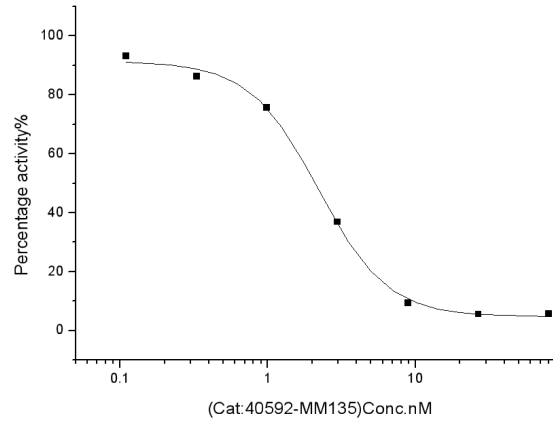
SARS-CoV-2 Spike Neutralizing Antibody, Mouse MAb



Sino Biological
Biological Solution Specialist

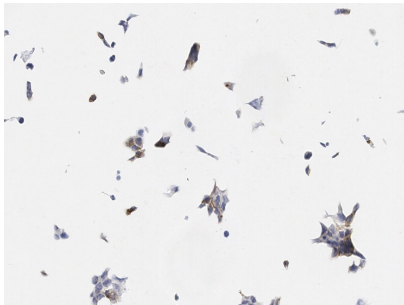
Catalog Number: 40592-MM135

Conc. (µg/mL)	Inhibition%
100	99.99%
20	99.98%
4	99.98%
0.8	98.85%
0.16	39.45%
0.032	29.21%
0.064	12.58%
0.00128	-8.43%

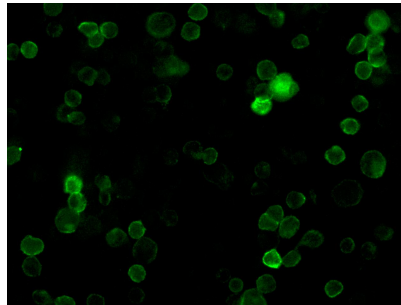


The neutralization activity is Measured by microneutralization assay in vitro. The virus microneutralization (MN) test was performed on 293T-ACE2 cells infected with SARS-CoV-2 (2019-nCoV) Spike Pseudovirus under treatment of serial dilutions of neutralizing antibody. The infection was neutralized by increasing concentrations of Anti-SARS-CoV-2 Neutralizing Antibody (Catalog# 40592-MM135). Rate of inhibition was determined by comparing the Relative Light Unit (RLU) of Luciferase reporter in different antibody concentrations. The IC50 is typically 0.213 µg/mL.

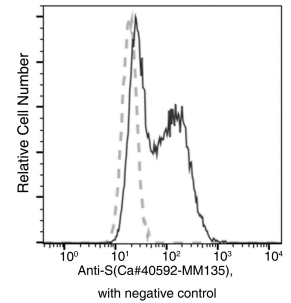
Serial dilutions of Anti-SARS-CoV-2 Neutralizing Antibody (Catalog# 40592-MM135) was detected by SARS-CoV-2 (2019-nCoV) Inhibitor Screening ELISA Kit (Catalog# KIT001). The IC50 is typically 0.5-5 nM.



Immunochemical analysis of SARS-COV-2 Spike overexpressed HEK293 Cells were stained with purified anti-SARS-CoV-2 Spike Mouse Mab, then a HRP-conjugated second step antibody.



Immunofluorescence analysis of SARS-COV-2 Spike overexpressed HEK293 Cells were stained with purified anti-SARS-CoV-2 Spike Mouse Mab, then a Alexa Fluor®488-conjugated second step antibody.



Flow cytometric analysis of SARS-COV-2 Spike overexpressed HEK293 Cells were stained with purified anti-SARS-COV-2 Spike Neutralizing Mouse MAb, then a FITC-conjugated second step antibody. The fluorescence histograms were derived from gated events with the forward and side light-scatter characteristics of intact cells.

Manufactured By Sino Biological Inc.

Tel: 215-583-7898 (US); +86-400-890-9989(Global) • <http://www.sinobiological.com>